ETHOS SCUBA CAM

WEATHERPROOF ACTION CAMERA

Features:

- Water-resistant casing that allows you to film water sports. Water resistant up to 98 feet under water (30 meters).
- Hi-definition screen that displays and replays your recorded videos.
- Removable battery that is easy to replace and helps to prolong camera's service life.
- Allows video recording while charging.
- 12-megapixel HD wide-angle lens.
- HDMI HD output.
- Web camera.
- Multiple video recording formats.
- Records in AVI format.
- Multiple photo shooting modes.
- Video encryption enabled.
- Mini appearance, diversified colors available.

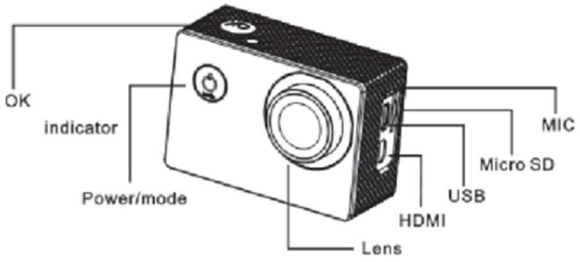

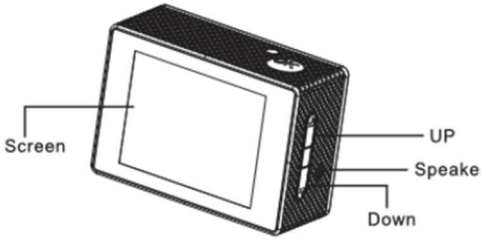

1. Charge camera fully before initial use. Red indicator light will be on while charging. Once fully charged it will turn off. (Note: you can video record while charging)

2. Insert memory card. (Note: Format your branded memory card on a computer before use.)

3. power/mode button
   - Long press to turn camera on/off
   - Short press to switch modes between video recording/camera/settings

4. Camera mode:
   Turn camera on. Short press "**mode**" button to toggle to Camera mode (there will be a STBY icon of a camera in upper left corner of display screen) Press the "**OK"** button to take a picture.
   Shooting pattern: Single shot/ Self-timer (3s/5s/20s)/ Continuous shooting

5. Recording mode:
   Turn camera on. Short press "**mode**" button to toggle to Recording mode (there will be a STBY icon of a video cam in upper left corner of display screen)
   Press the OK button to start recording (REC icon in upper left corner will begin to flash)
   Press the OK button again to stop recording
   Resolution of Videos Recorded: 4K 30fps/ 2.7K 30fps/ 1920*1080 60fps/ 1920*1080 30fps/ 1280*720 120fps
   Note: Default setting is loop recording. You can adjust this in the Settings mode

6. File Storage & Replaying:
   After done recording, use a USB cable to export the videos onto a computer to play the recordings. You can also use a data reader to access the image data on the memory card.

7. Installing and using Wi-Fi mode:
   - Download and install "GoPlus CamPro" app onto your smartphone (or smart device)

GoPlus CamPro

Android users- download the app in Google Play

- Turn camera on, press and hold the **UP** button on side of camera, then press the **mode** button on front of camera. Release both buttons then wait 3-4 seconds until the Wifi icon appears on the display screen.
- On your smartphone/ smart device, go to:
  Settings -> WiFi -> select "GPLUSPRO…"
  Enter the password shown on the camera display screen
  Press "join"
- You can now control the camera from the **GoPlus CamPro** app on your smartphone/ smart device
- You can set a new WiFi password in the Settings mode on the camera
- To disconnect the WiFi connection, press and hold the **UP** button until the Wifi display on screen disappears.

Waterproof Case:

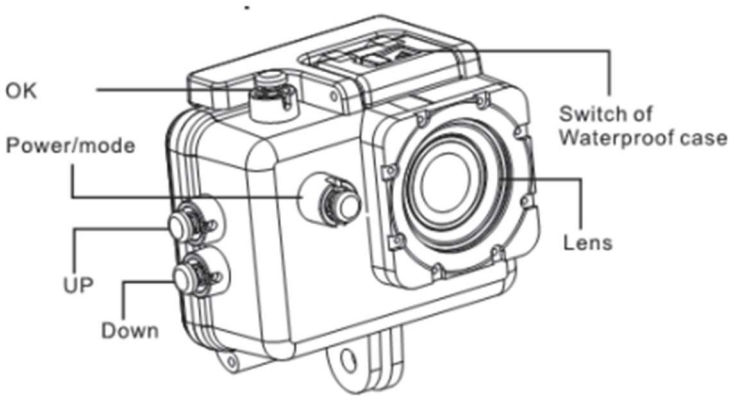

Removing Scuba Cam from waterproof case:



Attachments & Use:

Specifications:

Liquid Crystal Display	2.0LTPS
Lens	170°A + side-angle lens
Resolution of Videos Recorded	4K 30fps/ 2.7K 30fps/ 1920*1080 60fps/ 1920*1080 30fps/ 1280*720 120fps
Video Format	AVI
Resolution of Photos	16M/ 12M/ 10M/ 8M/ 5M/ 3M/ 2M/ 1.3M/ VGA
Storage	Memory card
Shooting Mode	Single Shot/ Self-timer(3s/5s/10s/20s)/ Continuous Shooting
WiFi Support Phone System	iOS6.1 and above, Android 4.0 and above
WiFi Function	Image transmission, remote control, settings, sync and sharing albums
Frequency of Optical Source	50Hz/60Hz
Connections	USB2.0, HDMI
Power Source Interface	5V/ 1A
Battery Capacity	900mAh
Recording Time	1080P/ about 90 minutes
Charging Time	About 2 hours
Operating Systems (OS)	WindowsXP/7/8SP3/VistaamdMac 10.5 or above
Dimensions	1.2 x 2.3 x 1.6 in
Applications	Extreme sports, outdoor sport activities, bicycle/car DVR, scuba diving, home security, etc.
Additional features	Can be used as car dash camera. Can be used as dash camera (Audio Start/ Stop Recording when charging/not charging). Can record via Motion-Activation for home security use.

Note: Specifications could be subject to modification due to upgrading or updating. Please regard the actual product as the standard form.

Lithium Battery Safety

We want to ensure your safety and provide you with essential information regarding products that contain lithium-ion batteries. These batteries are commonly found in various electronic devices, such as laptops, smartphones, and rechargeable tools. While lithium batteries offer high energy density and long-lasting performance, they also come with some safety considerations.

1. **Avoid Extreme Temperatures**: Lithium-ion batteries are sensitive to extreme temperatures. Do not expose them to direct sunlight, excessive heat, or extreme cold, as it can damage the battery or, in rare cases, lead to thermal runaway.
2. Use the Correct Charger: Always use the charger provided with the product or one specifically designed for lithium-ion batteries. Using an incorrect charger can result in overheating and damage to the battery.
3. Do Not Overcharge: Avoid overcharging your device. Most modern devices have built-in protection to prevent overcharging, but it's essential to unplug your device once it's fully charged.
4. Store Safely: If you're not using a device for an extended period, store it in a cool, dry place with a charge level of approximately 50%. This can help prolong the life of the battery.
5. Handle with Care: Avoid dropping or puncturing lithium-ion batteries, as it can lead to leaks, fires, or other hazardous situations. If a battery appears damaged, discontinue use immediately.
6. Recycle Responsibly: When disposing of lithium-ion batteries, please do so in accordance with local regulations and recycling programs. Do not throw them in the trash.
7. Monitor for Swelling: If you notice a lithium-ion battery swelling or changing shape, stop using the device and seek professional assistance. Swelling can be a sign of a damaged or faulty battery.
8. Use Original Accessories: Whenever possible, use original accessories and replacement parts recommended by the manufacturer to ensure compatibility and safety.
.

Additional Safety Guidelines:

- Don’t recharge when you are away or sleeping.
- Charge in a cool, dry place away from flammables or other battery-powered devices.
- Let the device cool before charging.
- Keep away from heat sources.
- Don’t charge to 100 percent and don’t run it down to zero.
- Replace any batteries damaged from impact.
- Follow the manufacturer’s instructions for charging and storage.
- Plug directly into a wall electrical outlet for charging.
- Never use aftermarket (or generic) batteries or chargers.

Safety is our top priority, and we want you to enjoy your products while taking necessary precautions. Please take these guidelines seriously to prevent any potential risks associated with lithium-ion batteries.

By using our products, you agree to the following:

- 5D GLOBAL DISTRIBUTIONS and its affiliates/DBA’s shall not be liable for any direct or indirect damages, injuries, or losses resulting from the use or misuse of products containing lithium-ion batteries.
- Customers assume all risks associated with the use of these products and agree to hold 5D GLOBAL DISTRIBUTIONS and its affiliates/DBA’s, its officers, directors, employees, and suppliers harmless from any claims or actions arising out of such use.